



UHP DV2 Diaphragm Valves

“Standard” Series



GTC Features

- *Springless Metal Diaphragm Design*
- *Serviceable, Modular Valves with Replaceable Seats*
- *Manual Actuators with Metal Handles and Positive Stops*
- *Pop-Up Status Indicators on C112, C10, and C30 actuators*
- *LOTO - Lock Out Tag Out feature on L112, S10, and K20 actuators*
- *Replaceable Actuators without exposing wetted areas to atmosphere*
- *Low Cost Multi-port Configurations; 15 standard porting configurations*




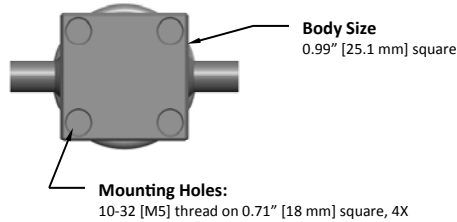
Technical Data

Specification	P112	P30	C112	C10	C30	S10	L112	K10	K20
Actuation Type	Pneumatic N.O.	Pneumatic N.O.	Pneumatic N.C.	Pneumatic N.C.	Pneumatic N.C.	Pneumatic N.C. LOTO	Manual 1/4 Turn LOTO	Manual 1/4 Turn	Manual 1/4 Turn LOTO
Actuation Port	10-32	10-32	1/8" OD Tube	1/8" OD Tube	1/8" OD Tube	10-32	n/a	n/a	n/a
Actuation Pressure	70 to 120 psig	70 to 120 psig	70 to 120 psig	70 to 120 psig	70 to 120 psig	70 to 120 psig	n/a	n/a	n/a
Operating Pressure	Vac to 150 psig	Vac to 3000 psig	Vac to 250 psig	Vac to 500 psig	Vac to 3300 psig	Vac to 500 psig	Vac to *1500 psig	Vac to 500 psig	Vac to 3400 psig
Proof / Burst Pressure	4500 / 9000 psig								
Flow Coefficient Cv	0.23								
Internal Volume	0.9 cc								
Operating Temperature	-20° to 150° F (Vespel seat option: -20° to 300° F)								
Helium Leak Rate	1 x 10 ⁻⁹ scc/s He								
Wetted Surface Roughness	< 10 Ra Average								
Wetted Surface Chemistry	Cr/Fe ≥ 2.0, CrO/FeO ≥ 3.0								
Wetted Surface Body Mat'l	316L VAR Stainless Steel								
Wetted Surface Other	Diaphragm: Elgiloy™, Seat: PCTFE (optional Vespel™)								

* pressure rating reduced to 1500 psig on L112 valves for easier (lower force) valve handle operation.

Dimensions

Specification	P112	C112	C10	C30	S10	L112	K10	K20
Overall Height (H)	3.23" [82 mm]	3.64" [92 mm]	4.31" [109 mm]	5.04" [128 mm]	5.06" [129 mm]	3.60" [91 mm]	3.00" [76 mm]	3.00" [76 mm]
Actuator Diameter (D)	1.12" [28 mm]	1.12" [28 mm]	1.50" [38 mm]	1.69" [43 mm]	1.50" [38 mm]	1.12" [28 mm]	1.50" [38 mm]	1.75" [44 mm]
Tube Stub Length (L)	0.880" [22.3 mm]							
Welded Face Seal Length (L)	1.39" [35 mm]							
Fixed Male Face Seal (L)	1.15" [29 mm]							



Ordering Information: C112-DV2-2A-TXTX-VS

Actuator

- P112** - Low Pressure, Pneumatic N.O.
- P30** - High Pressure, Pneumatic N.O.
- C112** - Low Pressure, Pneumatic N.C.
- C10** - Low Pressure, Pneumatic N.C.
- C30** - High Pressure, Pneumatic N.C.
- S10** - Med Pressure, Pneumatic N.C., LOTO
- L112** - High Pressure, Manual 1/4 Turn, LOTO
- K10** - Low Pressure, Manual 1/4 Turn, LOTO
- K20** - High Pressure, Manual 1/4 Turn, LOTO

Body Series

- DV2** - Standard

1 2 3 4
Ports

Options

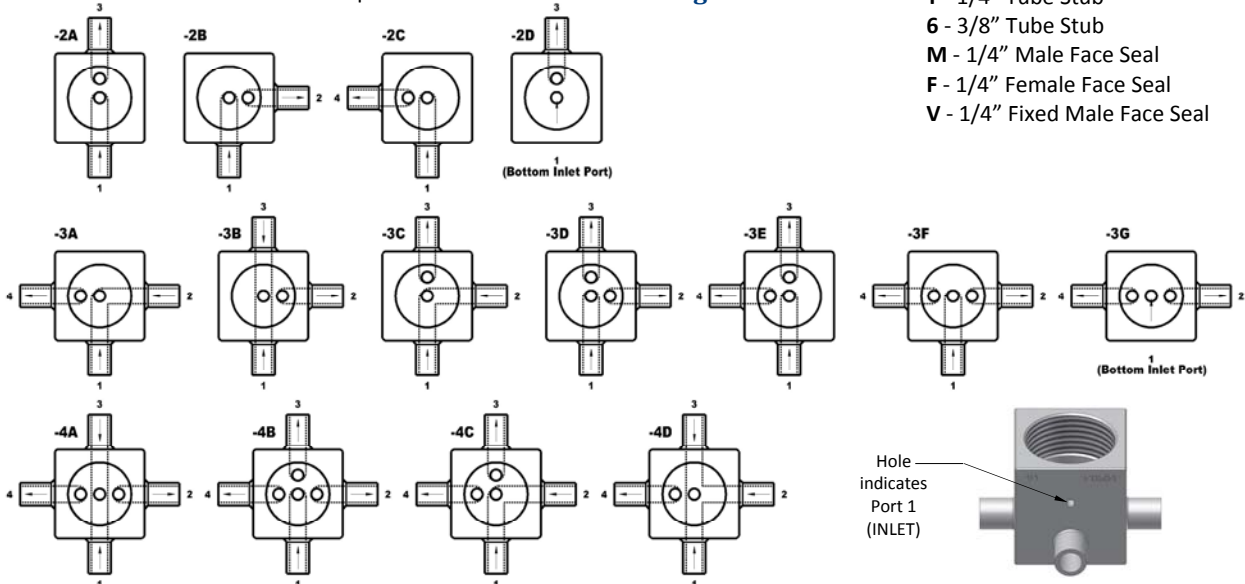
- B5** - Bleed Seat
- FA** - PFA Seat (250 max operating psig)
- VS** - VespeTM Seat
- BK** - Black Handle Color
- GR** - Green Handle Color
- RD** - Red Handle Color
- WH** - White Handle Color
- YW** - Yellow Handle Color
- LS** - Handle Extension Knob
- RS** - Reed Switch, SPDT

Connections

- X** - (No port)
- T** - 1/4" Tube Stub
- 6** - 3/8" Tube Stub
- M** - 1/4" Male Face Seal
- F** - 1/4" Female Face Seal
- V** - 1/4" Fixed Male Face Seal

-- Internal Top View --

Porting



GTC PRODUCTS

www.gtc-products.com